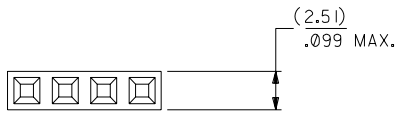


# OPTION A

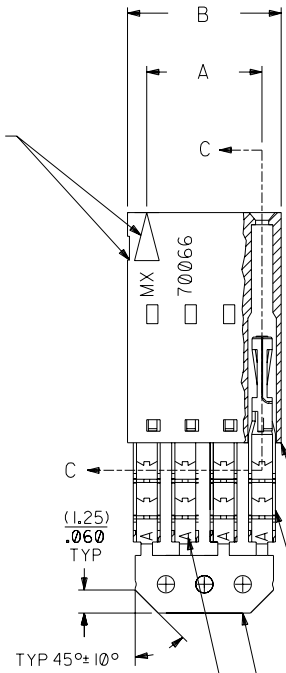


## NOTES:

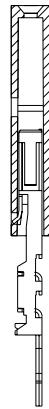
- 1) TO BE USED WITH (24) AWG. STRANDED WIRE WITH (1.35)/.053 DIA. MAX. INSULATION.
- 2) SEE CHART FOR CIRCUIT SIZES.
- 3) STANDARD PACKAGING PER PK-70400-0001. OPTIONAL PACKAGING MAY BE AVAILABLE, REQUEST DWG. PK-70400
- 4) PARTS STACKABLE END TO END AND SIDE BY SIDE ON (2.54)/.100 CENTERS.
- 5) REFER TO PRODUCT SPECIFICATION: PS-70400.
- 6) SEE DWG. SDA-70400-\*\*\*\* (SHT. 5) FOR OPTIONAL HOUSING DETAILS.
- 7) 4 CIRCUIT SHOWN.
- 8) TO MATE WITH MOLEX (2.54)/.100 CENTERLINE HEADERS.

9) 2 CIRCUIT ASSEMBLIES SUPPLIED AS GROUPED PAIRS.

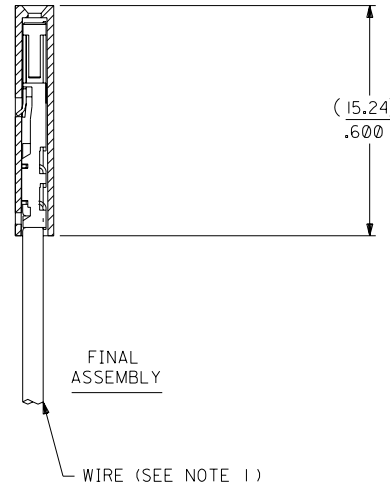
CIRCUIT NO. 1  
SLOT OR ARROW



## SECTION C-C



PRE-LOADED ASSEMBLY



FINAL ASSEMBLY

HOUSING PART NO. 70066-\*\*\*\*  
MATERIAL: G.F. POLYESTER, 94V-0

TERMINAL PART NO. 70028-\*\*\*\*  
MATERIAL: PHOSPHOR BRONZE  
PLATING PER ES-88-\*\*\*

TIN - .000150 MIN. TIN OVER  
.000050 MIN. NICKEL PLATE.

I.D. SLOT CODE TO WIRE GAUGE CHART	
I.D. SLOT CODE	WIRE GAUGE
A	24 AWG.

PLATING CODE (STRIPE ON CARRIER STRIP)	
PLATING	COLOR
TIN	NONE

CKT. SIZE	DIMENSIONS (INCH)		EDP. NO.	ENG. NO.
	A	B		
2	( 2.54 ) .100	( 5.05 ) .199	14-60-0021	A-70400-0001
3	( 5.08 ) .200	( 7.59 ) .299	14-60-0031	A-70400-0002
4	( 7.62 ) .300	( 10.13 ) .399	14-60-0041	A-70400-0003
5	( 10.16 ) .400	( 12.67 ) .499	14-60-0051	A-70400-0004
6	( 12.70 ) .500	( 15.21 ) .599	14-60-0061	A-70400-0005
7	( 15.24 ) .600	( 17.75 ) .699	14-60-0071	A-70400-0006
8	( 17.78 ) .700	( 20.29 ) .799	14-60-0081	A-70400-0007
9	( 20.32 ) .800	( 22.83 ) .899	14-60-0091	A-70400-0008
10	( 22.86 ) .900	( 25.37 ) .999	14-60-0101	A-70400-0009
11	( 25.54 ) 1.000	( 27.91 ) 1.099	14-60-0111	A-70400-0010
12	( 27.94 ) 1.100	( 30.45 ) 1.199	14-60-0121	A-70400-0011
13	( 30.48 ) 1.200	( 32.99 ) 1.299	14-60-0131	A-70400-0012
14	( 33.02 ) 1.300	( 35.53 ) 1.399	14-60-0141	A-70400-0013
15	( 35.56 ) 1.400	( 38.07 ) 1.499	14-60-0151	A-70400-0014
16	( 38.01 ) 1.500	( 40.61 ) 1.599	14-60-0161	A-70400-0015
17	( 40.64 ) 1.600	( 43.15 ) 1.699	14-60-0171	A-70400-0016
18	( 43.18 ) 1.700	( 45.69 ) 1.799	14-60-0181	A-70400-0017
19	( 45.72 ) 1.800	( 48.23 ) 1.899	14-60-0191	A-70400-0018
20	( 48.26 ) 1.900	( 50.77 ) 1.999	14-60-0201	A-70400-0019
21	( 50.80 ) 2.000	( 53.31 ) 2.099	14-60-0211	A-70400-0020
22	( 53.34 ) 2.100	( 55.85 ) 2.199	14-60-0221	A-70400-0021
23	( 55.88 ) 2.200	( 58.39 ) 2.299	14-60-0231	A-70400-0022
24	( 58.42 ) 2.300	( 60.93 ) 2.399	14-60-0241	A-70400-0023
25	( 60.96 ) 2.400	( 63.47 ) 2.499	14-60-0251	A-70400-0024

\*THE PRIMARY SHIPPING CARTON WILL BE LABELED "COMPLIANT TO ROHS DIRECTIVE 2002/95/EC AND ELV ANNEX II OF DIRECTIVE 2000/53/EC". CARTONS WITHOUT THIS LABEL MAY CONTAIN PRODUCT WITH LEAD.

G LEAD FREE UCP2004-1769 RWHITE 04/03/17		E REVISED PER ECR NO. U82110 10-17-88 AAB		DIMENSIONS SHOWN (METRIC) INCH UNLESS OTHERWISE SPECIFIED TOLERANCES: ANGULAR ± 1/2°		▽ = 0 ▼ = 0 REVISE ONLY ON CAD SYSTEM	
F1 ADD CARRIER CHAMF ECN #UDT1998-0280 05/20/98 LMCGRATH		D REVISE PER ECR #U80110 2/3/88 MJM		3 PLACE ± .010 --- 2 PLACE ± .014 ± 0.25 1 PLACE --- ± 0.35		TITLE ASSEMBLY, SL CONNECTOR (SINGLE ROW - (2.54)/.100 GRID)	
F 164 PLATING WAS 102 PER ECR # U30941 07/06/93 REED		C REDRAWN ON CAD ECR# 8842 5/7/86 W.Z.		DRAFT WHERE APPLICABLE MUST REMAIN WITHIN DIMENSIONS		MOLEX INCORPORATED SHEET NO. DATE 10/09/84	
LTR. REVISIONS		LTR. REVISIONS		DRWG. BY WAZ CHK'D BY WAZ		PART NO. SDA-70400-0001-0024	
				SCALE 4:1		FILE NAME S70400AX1	
						THIS DRAWING CONTAINS INFORMATION THAT IS PROPRIETARY TO MOLEX INC. AND SHOULD NOT BE USED WITHOUT WRITTEN PERMISSION.	